


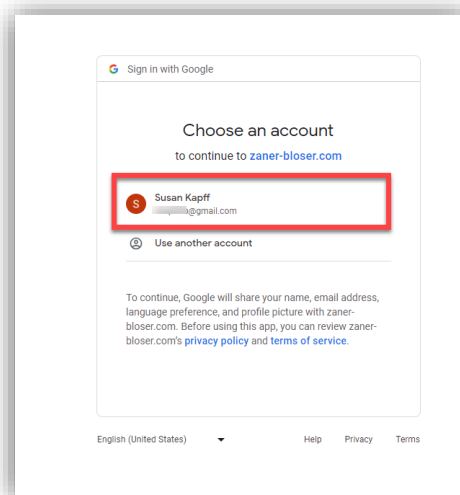
# My ZB Portal Single Sign-On with Google

Digital administrators, teachers, and students can now single sign-on to My ZB Portal using their Google accounts. Follow these steps to get started.

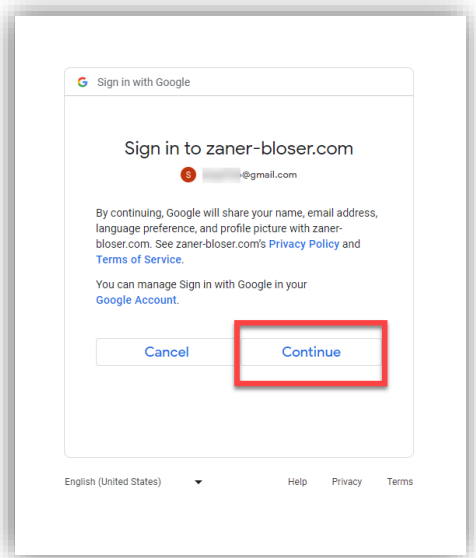
1. Navigate to [www.myzbportal.com](http://www.myzbportal.com). Select to log in as an administrator/teacher, or student. Under the log in button, click on **Sign in with Google**.



2. You will be taken to the **Choose an Account** page. Click on the Google account you would like to log in with.



3. The first time you log into My ZB Portal using your Google account, you will be taken to the consent screen. By clicking on **continue**, you consent to share your name, email address, language preference, and profile with MyZBPortal.com.



4. Once you complete this process, you will be logged into My ZB Portal with your Google account.

## Helpful Tips

- Users need to be rostered in My ZB Portal before they can use Google to sign in. Please review our [Digital Administrator Rostering Guide](#) for more information about rostering.
- The username/email in MyZBPortal.com needs to match the Google email address.