

HAPPILY EVER AFTER







SKILLS OVERVIEW



Prekindergarten



UNIT	 Little Red Riding Hood	 The Three Bears	 La Tortuga	 The Elves and the Shoemaker
Vocabulary and Concepts Function words and abstract concepts are introduced with Concept Boards and practiced with Activity Pages. Story vocabulary is also introduced and discussed for each unit's story.	<i>Same, different; across, under</i>	<i>Categorizing; over; big, large, medium, little, small</i>	<i>Round, around; in, on</i>	<i>Parts of a whole; top, middle, bottom</i>
Shapes Shapes are introduced with Concept Boards and practiced with Activity Pages.	<i>Line, dot</i>	—	<i>Circle</i>	—
Colors Colors are introduced with Concept Boards and practiced with Activity Pages.	<i>Red</i>	<i>Blue</i>	<i>Yellow</i>	<i>Green</i>
Auditory Discrimination and Phonological Awareness The skills listed are taught as a CD activity in Lesson 6 of each unit. Additional skills are taught and reinforced in Daily Routines.	Identify same and different sounds	Identify sounds	Identify soft and loud sounds	Identify if spoken words are the same or different
Letter Recognition Children identify and match uppercase and lowercase forms of letters in Lesson 4 of every unit.	<i>A, a; B, b</i>	<i>C, c; D, d</i>	<i>E, e; F, f</i>	<i>G, g; H, h</i>
Visual Development Visual skills are developed throughout the program. Children also locate and describe pictures in stories and Activity Pages.	Locate and match pictures; discriminate figure from ground	Discriminate between sizes	Locate and identify pictures	Identify details in pictures; compare and contrast pictures
Fine Motor Skills Skills are practiced with Activity Pages. Children also cut, fold, glue, trace, and/or color in every unit.	Underline with a crayon	Draw lines over, under, and across with a crayon	Circle with a crayon	Circle with a crayon
Comprehension The skills listed are taught in Lesson 3 of every unit. In addition, children answer questions and complete comprehension pages about each unit's story.	Recognize beginning, middle, and end of a story	Determine important ideas	Use prior knowledge	Summarize a story
Emergent Writing Children dictate text in Lesson 3 of every unit. In addition, specific print awareness skills are taught in Daily Routines and, starting in Unit 6, with Big Book stories.	Dictate sentences that Little Red Riding Hood might say	Dictate sentences that Goldilocks might say	Dictate names and responses people say when their name is called	Dictate parts of a thank-you note
Lasting Lessons Gentle life lessons relate to the Big Book stories.	Staying safe	Using other people's things	Respecting wild animals	Helping others

Pacing Information • 10 units, each takes about 2 weeks to teach • Teach 15–30 minutes each day
 Instruction can also be done a few times each week throughout the school year.

5	6	7	8	9	10
Jingles, Poems, and Rhymes	The Nightingale	The City Mouse and the Country Mouse	The Tug of War	Peter and the Wolf	A B C Book
<i>In front of, in back of, next to, behind, between</i>	<i>Left, right; first, next, last; angry, surprised, happy, sad</i>	<i>Long, short</i>	<i>Wide, thin; up, down; above, below</i>	<i>More</i>	Rhyming
Square	An X	Rectangle, arrow	—	Triangle	Review all shapes
Purple	Black	Brown	Orange	White	Pink; review all colors
Identify a sequence of sounds	Identify first and last sounds in sequence	Identify if spoken sequences of words are the same or different	Identify same and different beginning sounds in words	Identify same and different beginning sounds in words	Identify rhyming words
<i>l, i; J, j; K, k</i>	<i>L, l; M, m; N, n</i>	<i>O, o; P, p; Q, q</i>	<i>R, r; S, s; T, t</i>	<i>U, u; V, v; W, w</i>	<i>X, x; Y, y; Z, z</i>
Complete shapes; recognize patterns	Match facial expressions with feelings; recognize patterns	Identify details in pictures	Recognize and extend patterns; recall an item removed from a group	Discriminate between figure and ground; recognize patterns	Compare and contrast pictures; recognize and extend patterns
Trace and color in a square	Mark an X with a crayon	Follow an arrow; trace a rectangle	Review all marks with a crayon	Make all marks with a pencil	Draw pictures; make marks with a pencil
Respond and connect to a story	Use illustrations	Make predictions	Distinguish between reality and fantasy	Recognize the problem and solution in a story	Generate questions
Dictate sentences about wishes	Dictate words about favorite places	Dictate reasons characters might give each other	Dictate words and phrases about oneself	Dictate predictions about story characters	Dictate rhyming words
Playing actively	Using your imagination	Being content	Making friends	Being brave	Learning changes us



Happily Ever After is a reading readiness program designed to give children the foundation they need to be successful when they begin formal reading instruction. Well-known, beautifully illustrated selections of children's literature are the basis of the ten units in the program.



ZB Zaner-Bloser
A Highlights Company