

Zaner-Bloser

La escritura

ENSEÑEN

A LOS

ESTUDIANTES

$\frac{2}{A}$

BRILLAR

Empower *all* communicators in your classroom.



Easy to implement effectively in dual-language, bilingual, and Spanish-speaking classrooms, **Zaner-Bloser La escritura** ensures students can progress in handwriting alongside their native English-speaking peers—and enjoy a chance to shine.

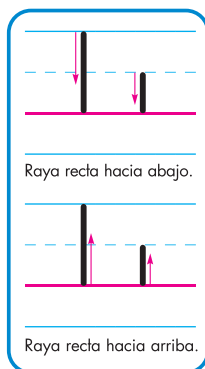
Like its English-language counterpart, **Zaner-Bloser La escritura** can help teachers introduce explicit cursive and manuscript instruction in about 15 minutes per day!

CONSISTENT INSTRUCTION FOR STUDENTS


The **Student Edition** is a direct translation of **Zaner-Bloser Handwriting** with supplemental lessons to cover the additional Spanish letters.

Zaner-Bloser La escritura uses continuous-stroke vertical manuscript and the eight basic stroke descriptions that are the foundation of all letters, for both manuscript and cursive. This instructional approach leads to mastery of basic writing skills (manuscript and cursive), improved letter recognition, and fluency in writing.

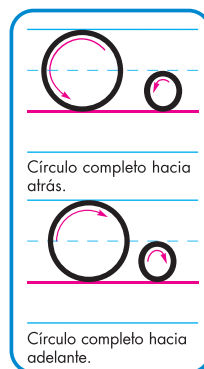
Manuscript (K-1)



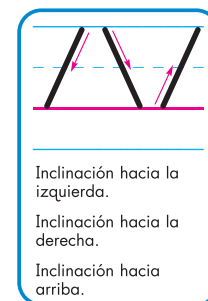
**Vertical/
Verticales**



**Horizontal/
Horizontales**



**Circle/
Círculo**




**Diagonal/
Inclinadas**

Easy to understand language and modeling with **fewer, more specific letter formation descriptions** make instruction accessible for all students.


The same terms are used across grade levels, so no need to relearn terms each year. Students don't need to have a rich reading vocabulary to master writing!

Cursive (2-5)




Tocar la base del renglón; curva leve hacia arriba hasta la línea central (o la cabecera del renglón).

Undercurve/Curva leve hacia arriba



Tocar la línea central (o cabecera del renglón); curva a la izquierda hacia abajo hasta la base del renglón.

Downcurve/ Curva hacia abajo



Tocar la línea central (o cabecera del renglón); curva a la izquierda hacia abajo hasta la base del renglón.

Overcurve/Curva alta hacia delante



Tocar la línea central (o la cabecera del renglón); raya inclinada a la izquierda hasta la base del renglón.

Diagonal/ Raya inclinada


EXTRA SUPPORT FOR TEACHERS

The **Teacher Edition** features all objectives, stroke descriptions, and self-evaluation questions in Spanish.



Practice Masters provide additional learning opportunities for every letter and skill. Available in print and for downloading online, these flexible activities are easy to assign for in-class or at-home use.

Classroom Resource Kits in both cursive and manuscript contain multisensory practice materials for additional teaching and learning support, including home handwriting kits, desk strips, and a wall chart that features the complete alphabet in Spanish. Additional resources in English include alphabet cards, touch and trace cards, and more.



New!

QUESTS HELP STUDENTS—AND TEACHERS—TRACK PROGRESS

Handwriting quests at **MyZBPortal.com** help students practice fine motor skills, fluency, and self-assessment.

- ▶ Colorful characters lead students through tracing and free writing activities.
- ▶ Quests provide opportunities for students to self-select and pin best work.
- ▶ Students earn stars for progress, and rewards can be redeemed for stickers to customize characters.
- ▶ Progress is both communicated to the student in real time and sent to the teacher.
- ▶ **MyZBPortal.com** access is web-based, so students can hop online at school, at home, or on the go.

Parallel and Flexible Online Experience

Students can easily toggle between English and Spanish to access quests, short instructional videos, and Animated Numeral and Letter Models in the language that best meets their needs.



zaner-bloser.com/Handwriting2020

ZB Zaner-Bloser

A Highlights Company



H3068B 11.22